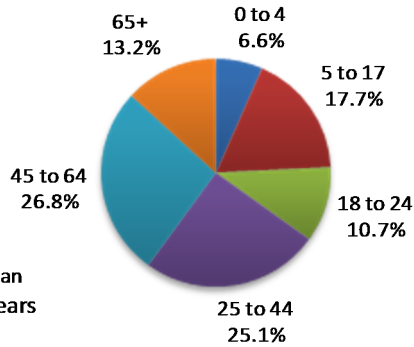


TULSA MSA Demographic Profile

Population by Age: 2010

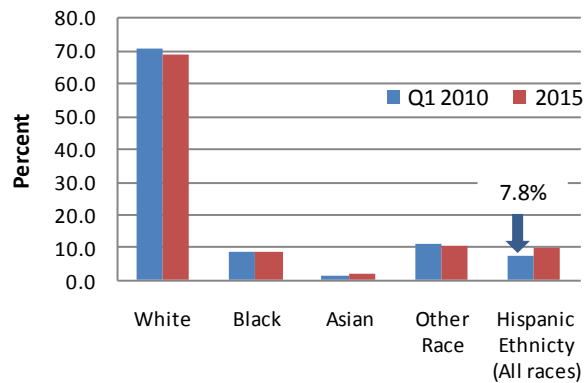


Demographic Trends to Watch in Tulsa MSA

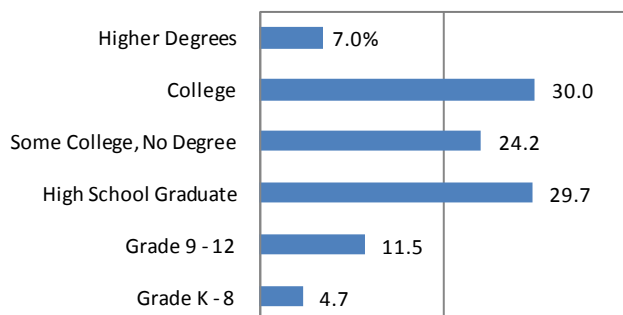
- ◆ The Hispanic population will grow from 7.8% to 10% of the total population in 2015.
- ◆ The Baby Boomer generation, age 45 to 64 years, is now the prominent age group. Boomers comprise 27% of the total population.
- ◆ Population age group 65-plus is estimated to grow at a rate of 17% over the next five years to 145,428 in 2015.
- ◆ Age group 45 to 54 years has the highest estimated median household income at \$67,953.
- ◆ Expect fewer families with children. Households with children grew just 2.9% from 2000 to 2010.

	2000 Census	Q1 2010 Estimate	2015 Projection
Total Population	859,532	944,431	977,770
Population Density (Pop/Sq Mi)	133.05	146.19	151.35
Total Households	337,438	367,404	378,755
Average Hhld Income	\$49,599	\$66,429	\$78,165
Median Hhld Income	\$37,741	\$51,146	\$60,233
Per Capita Income	\$19,472	\$25,843	\$30,278

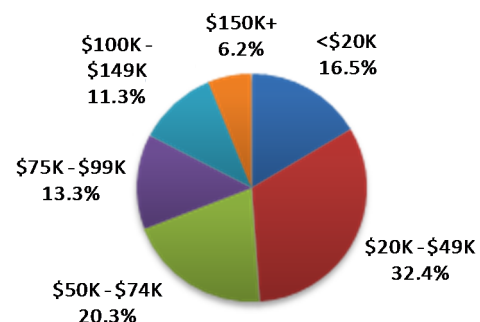
Population by Race/Ethnicity : 2010 (Hispanics Shown Separately)



Educational Attainment: 2010



Estimated Household Income: 2010



Data Source: PopStats, First Quarter 2010 Estimates

Research Wizard Business Intelligence Brief

Tulsa City-County Library System
400 Civic Center
Tulsa, OK 74103

Phone: 918-596-7991
Fax: 918-596-2598
Email: wizard@tulsalibrary.org

"Customizing Information
to Meet
Your Business Needs"