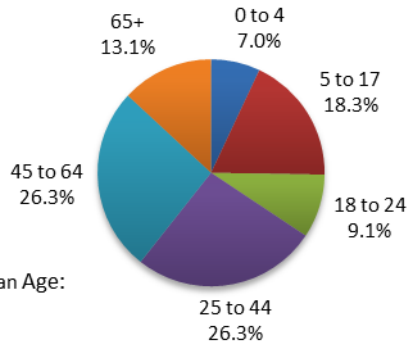


TULSA MSA Demographic Profile

Population by Age: 2013

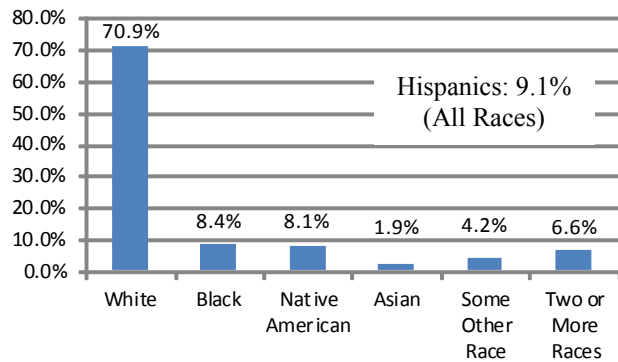


Demographic Trends to Watch in Tulsa MSA


- ◆ People of Hispanic ethnicity make up 9.1% of the total population. The Hispanic population will increase 8.7% from 2013 to 2018. Over the same time period the non-Hispanic population will grow 3%.
- ◆ The Baby Boomer generation, age 45 to 64 years, comprises 26.3% of the total population in 2013.
- ◆ Population age group 65-plus is estimated to grow at a rate of 16.5% over the next five years to 146,063 in 2018.
- ◆ Age group 45 to 54 years has the highest estimated median household income at \$61,112.
- ◆ The school age population, age 5 to 17, is estimated to grow 1.5% from 2013 to 2018.

	2010 Census	2013 Estimate	2018 Projection
Total Population	937,478	958,008	991,956
Population Density	149.5	156.9	162.4
Total Households	367,091	375,465	391,293
Average Hhld Income	\$62,986	\$65,433	\$71,033
Median Hhld Income	\$46,494	\$47,027	\$51,944
Per Capita Income	\$25,326	\$25,826	\$28,195

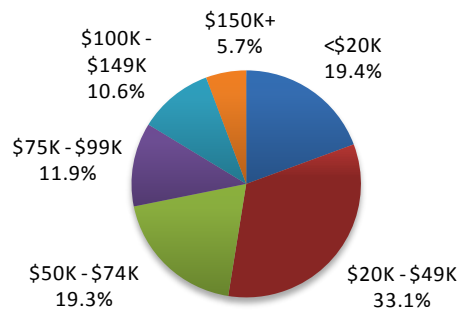
Population by Race & Ethnicity: 2013



Educational Attainment: 2013



Estimated Household Income: 2013



Data Source: DemographicsNow, 2013/2018 Estimates

Research Wizard Business Intelligence Brief

Tulsa City-County Library System
400 Civic Center
Tulsa, OK 74103

Phone: 918-549-7431
Fax: 918-549-7433
Email: wizard@tulsalibrary.org

"Customizing Information
to Meet
Your Business Needs"